



Introductory sub-table (I)(a)

Name of the Company: TARAPUR TRANSFORMERS LIMITED			
Scrip Code, Name of the scrip, class of security: BSE - 533203 / NSE - TARAPUR			
Quarter ended: 31.03.2011			
Partly paid-up shares:-	No. of partly paid-up shares	As a % of total no. of partly paid-up shares	As a % of total no. of shares of the company
Held by promoter/promoter group	0	0.00	0.00
Held by public	0	0.00	0.00
Total - D	0	0.00	0.00
Outstanding convertible securities:	No. of outstanding securities	As a % of total no. of outstanding convertible securities	As a % of total no. of shares of the company, assuming full conversion of the convertible securities
Held by promoter/promoter group	0	0.00	0.00
Held by public	0	0.00	0.00
Total - E	0	0.00	0.00
Warrants:-	No. of warrants	As a % of total no. of warrants	As a % of total no. of shares of the company, assuming full conversion of warrants
Held by promoter/promoter group	0	0.00	0.00
Held by public	0	0.00	0.00
Total - F	0	0.00	0.00
Total paid-up capital of the company, assuming full conversion of warrants and convertible securities (Grand Total (A+B+C)+ D+E+F)	19500011		100.00



Statement Showing Shareholding Pattern
Table I(a)


Category code	Category of Shareholder	No. of Share holders	Total No. of Shares	Total No. of Shares held in Dematerialized Form	Total Shareholding as a % of total No. of Shares		Shares pledged or otherwise encumbered	
					As a % of (A+B)	As a % of (A+B+C)	Number of shares	As a % of Total No. of Shares
(I)	(II)	(III)	(IV)	(V)	(VI)	(VII)	(VIII)	(IX)
(A)	Shareholding of Promoter and Promoter Group²							
(A1)	Indian							
(a)	Individuals/ Hindu Undivided Family	7	2914405	2914404	14.95	14.95	0	-
(b)	Central Government/ State Government(s)	0	0	0	-	-	0	-
(c)	Bodies Corporate	2	8192621	8192621	42.01	42.01	93000	1.14
(d)	Financial Institutions/ Banks	0	0	0	-	-	0	-
(e)	Any Others(Specify)				-	-		-
	Sub Total(A1)	9	11107026	11107025	56.96	56.96	93000	0.84
(A2)	Foreign							
(a)	NRIs/Foreign Individuals	0	0	0	-	-	0	-
(b)	Bodies Corporate	0	0	0	-	-	0	-
(c)	Institutions	0	0	0	-	-	0	-
(d)	Any Others(Specify)	0	0	0	-	-	0	-
	Sub Total(A2)	0	0	0	0.00	0.00	0	0.00
	Total Shareholding of Promoter and Promoter Group (A)=(A1)+(A2)	9	11107026	11107025	56.96	56.96	93000	0.84
(B)	Public shareholding							
(B1)	Institutions							
(a)	Mutual Funds/ UTI	0	0	0	-	-	0	-
(b)	Financial Institutions/Banks	1	13730	13730	0.07	0.07	0	-
(c)	Central Government/ State Government(s)	0	0	0	-	-	0	-
(d)	Venture Capital Funds	0	0	0	-	-	0	-
(e)	Insurance Companies	0	0	0	-	-	0	-
(f)	Foreign Institutional Investors	0	0	0	-	-	0	-
(g)	Foreign Venture Capital Investors	0	0	0	-	-	0	-
(h)	Any Other (specify)				-	-	0	-
	Sub-Total (B1)	1	13730	13730	0.07	0.07	0	0.00
(B2)	Non-institutions							
(a)	Bodies Corporate	513	2320442	2320442	11.90	11.90	0	-
(b)	Individuals							
(b-i)	Individuals -i. Individual shareholders holding nominal share capital up to Rs 1 lakh	13501	4702985	4702985	24.12	24.12	0	-
(b-ii)	Individual shareholders holding nominal share capital in excess of Rs. 1 lakh.	29	1144582	1144582	5.87	5.87	0	-
(c)	Any Other (specify)							
	NRIs/OCBs	73	99134	99134	0.51	0.51		
	Clearing Member	44	112112	112112	0.57	0.57		
	Sub-Total (B2)	14160	8379255	8379255	42.97	42.97	0	0.00
	Total Public Shareholding (B)=(B1)+(B2)	14161	8392985	8392985	43.04	43.04	0	0.00
	TOTAL (A)+(B)	14170	19500011	19500010	100.00	100.00	0	0.00
(C)	Shares held by Custodians and against which Depository Receipts have been issued							
(C1)	Promoter and Promoter Group	0	0	0	-	-	0	-
(C2)	Public	0	0	0	-	-	0	-
	Sub-Total (C)	0	0	0	0.00	0.00	0	0.00
	GRAND TOTAL (A)+(B)+(C)	14170	19500011	19500010	100.00	100.00	93000	0.48



(I)(b) Statement showing Shareholding of persons belonging to the category
"Promoter and Promoter Group"


Sl. No.	Name of the Shareholder	Total Shares held		Shares pledged or otherwise		
		Number	As a % of grand total (A)+(B)+(C)	Number	% of Total shares held	As a % of grand total (A)+(B)+(C)
1	BILPOWER LIMITED*	8135510	41.72	0	0.00	0.00
2	MANJULATA CHOUDHARY	2000010	10.26	0	0.00	0.00
3	RAJENDRAKUMAR CHOUDHARY	914355	4.69	0	0.00	0.00
4	BILPOWER LIMITED*	57111	0.29	0	0.00	0.00
5	PRABHADEVI CHOUDHARY	10	0.00	0	0.00	0.00
6	VARSHADEVI CHOUDHARY	10	0.00	0	0.00	0.00
7	NARESHKUMAR CHOUDHARY	10	0.00	0	0.00	0.00
8	SHRADHA SURESH CHOUDHARY	9	0.00	0	0.00	0.00
9	MOHAN WAMAN RANADIVE	1	0.00	0	0.00	0.00
	TOTAL :	11107026	56.9591	0		0.0000

*Note: Bilpower Limited had purchased 51,702 shares on 30.03.2011 and 20,000 shares on 31.03.2011 from open market which was not delivered in its DP Account till 31.03.2011. Hence, the said number of shares will fall short in its holding as on 31.03.2011




(I)(c) Statement showing Shareholding of persons belonging to the category "Public" and holding more than 1% of the total number of shares

Sl. No.	Name of the Shareholder	No. of Shares	Shares as % of Total No. of Shares
1			0.00
	Total	0	0.00



(I)(d) Statement showing details of locked-in shares

Sl. No.	Name of the Shareholder	No. of Shares	Locked-in Shares as % of Total No. of Shares
1	BILPOWER LIMITED	8085595	41.46
2	MANJULATA CHOUDHARY	2000010	10.26
3	MOHAN WAMAN RANADIVE	1	0.00
4	NARESHKUMAR CHOUDHARY	10	0.00
5	PRABHADEVI CHOUDHARY	10	0.00
6	RAJENDRAKUMAR CHOUDHARY	914355	4.69
7	SHRADHA SURESH CHOUDHARY	9	0.00
8	VARSHADEVI CHOUDHARY	10	0.00
	TOTAL:	11000000	56.4102



(II)(a) Statement showing details of Depository Receipts (DRs)

Sl. No.	Type of Outstanding DR (ADRs, GDRs, SDRs, etc.)	No. of Outstanding DRs	No. of Shares Underlying Outstanding DRs	Shares Underlying Outstanding DRs as % of Total No. of Shares
1			0	0.00
	Total	0	0	0.00



(II)(b) Statement showing holding of Depository Receipts (DRs), where underlying shares held by "promoter/promoter group" are in excess of 1% of the total number of shares

Sl. No.	Name of the DR Holder	Type of Outstanding DR (ADRs, GDRs, SDRs, etc.)	No. of Shares Underlying Outstanding DRs	Shares Underlying Outstanding DRs as % of Total No. of Shares
1				
		Total	0	0

